



8th Half ('22.3Q) Earnings Result

LOTTE REIT

Disclaimer

The financial data discussed herein are consolidated earnings results based on K-IFRS that have not been reviewed by an independent auditor.

As this release is provided for the investors convenience only, the information and financial data contained in this document are subject to change upon an independent auditor's review.

LOTTE REIT nor LOTTE AMC does not make any representation or accept liability, as to the accuracy or completeness of the financial and operational results stated, and nothing contained herein is, or shall be relied upon as a promise or representation, whether as to the past or the future.

This document shall not be used for any legal purpose for investors' investment results, and LOTTE REIT or LOTTE AMC is not responsible for any losses or damages for the investment results from the information provided in this document.

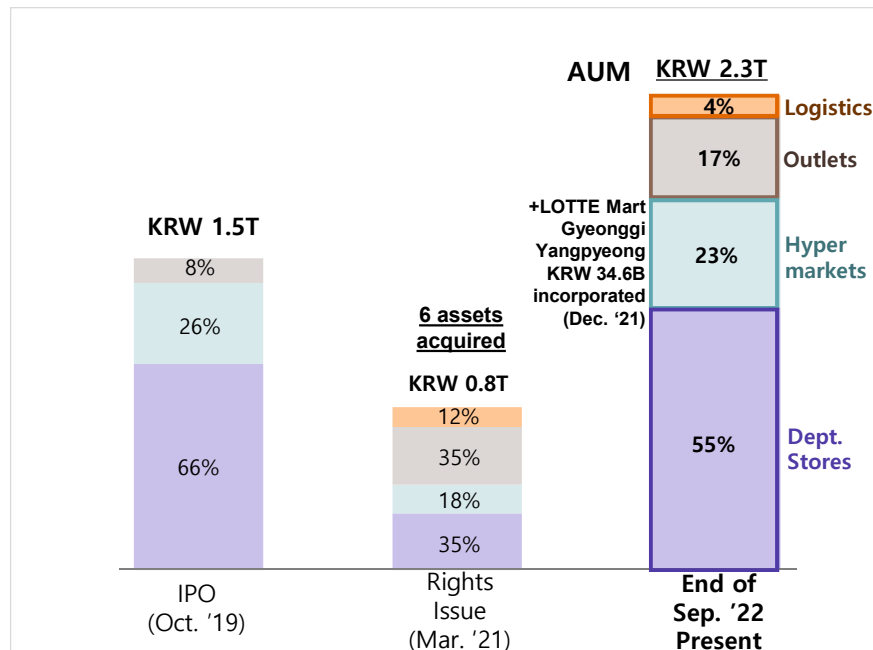
This document only speaks of the information as of the date they are made, and LOTTE REIT nor LOTTE AMC is not responsible for providing updates contained in this document in light of new information or future.



LOTTE REIT at a glance



Asset Portfolio



Investment Cost & Financing

(KRW, billion)

Type/Method		IPO (Oct. '19)	Rights Issue (Mar. '21)	Additional (Dec. '21)	Total
Investment Cost	Acquisition Price	1,487.8	778.2	34.6	2,300.6
	Incidental Expenses	94.4	46.8	2.2	143.5
	Total	1,582.2	825.0	36.8	2,444.1
Financing	Equity	859.8	333.3		1,193.2
	Corporate Bond	170.0		31.0	201.0
	Mortgages Payable	478.0	458.0		936.0
	Deposit	74.4	33.7	1.5	109.6
	Others			4.3	4.3
	Total	1,582.2	825.0	36.8	2,444.1

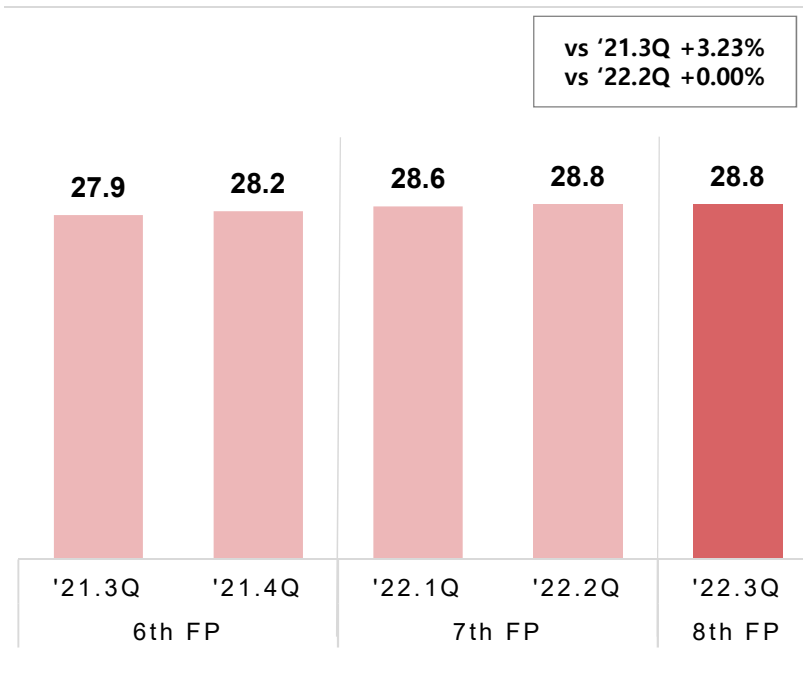


'22.3Q Performance



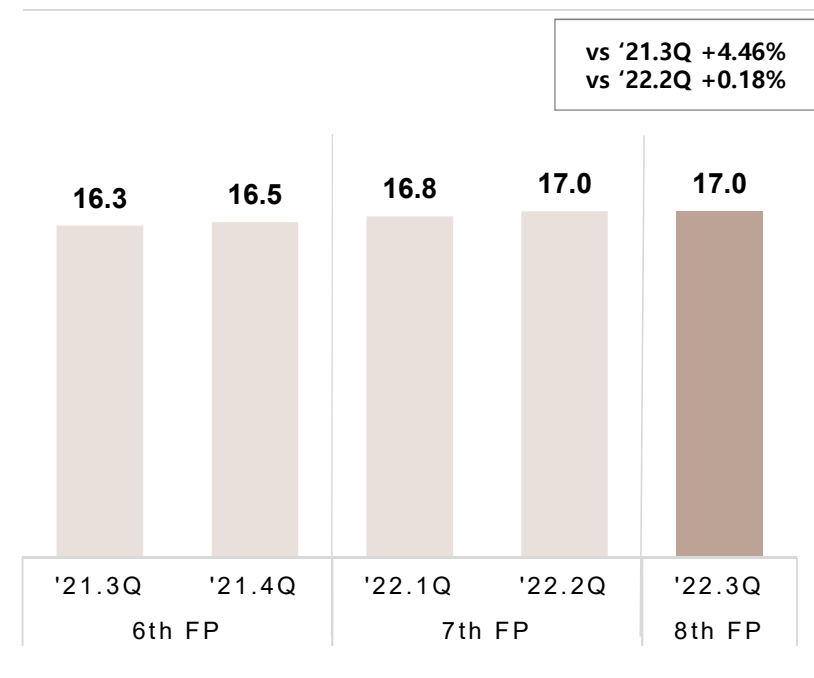
Operating Revenue

(KRW, billion)



Operating Income

(KRW, billion)



- YoY ('21.3Q) operating revenue increased by 0.89B (3.23% ↑)
= Rent increase [0.52B = 0.28B from IPO assets (1.5% ↑) + 0.24B from additional assets (2.82% ↑)]
+ Rent [0.37B] from LOTTE Mart Gyeonggi Yangpyeong (acquired in Dec. 2021)

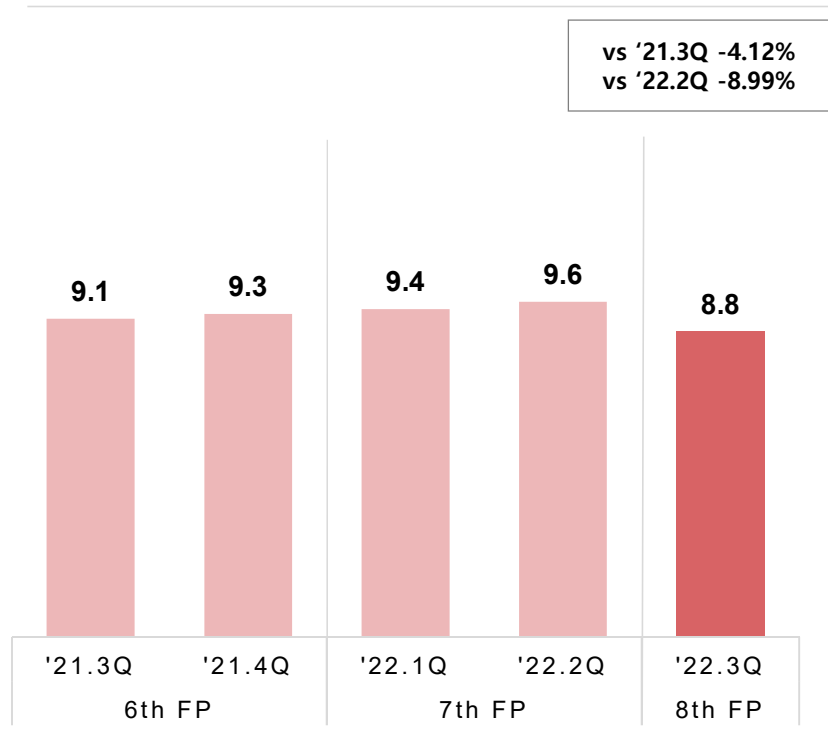


'22.3Q Performance



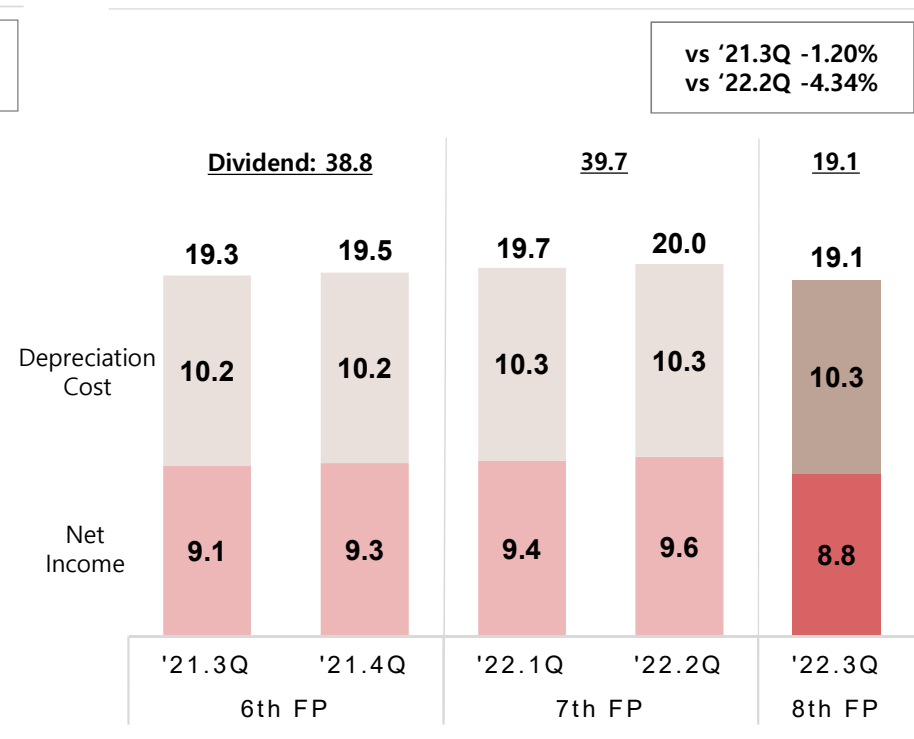
Net Income

(KRW, billion)



Divisible Profit

(KRW, billion)



- QoQ ('22.2Q) net income decreased by 8.99% (-0.87B)
= Operating income increase (0.03B) – Interest expense increase (0.9B)



[Appendix] Statement of Financial Position



(KRW, billion)

		'22.3Q	'22.2Q	Change	Rate of Change
Total Assets	Current Assets	37.1	64.8	-27.6	-42.65%
	Non-current Assets	2,317.5	2,327.8	-10.3	-0.44%
		2,354.6	2,392.6	-38.0	-1.59%
Total Liabilities	Current Liabilities	1,025.6	1,121.9	-96.4	-8.59%
	Non-current Liabilities	226.7	137.4	89.3	65.04%
		1,252.3	1,259.3	-7.0	-0.56%
Total Equity	Share Capital	121.5	121.5	-	0.00%
	Capital Surplus	1,060.9	1,060.9	-	0.00%
	Retained Earnings	-80.1	-49.1	-30.9	-62.98%
		1,102.4	1,133.3	-30.9	-2.73%



[Appendix] Income Statement










(KRW, billion)









	'22.3Q	'22.2Q	Change	Rate of Change	'21.3Q	Change	Rate of Change
Operating Revenue	28.8	28.8	0	0.00%	27.9	0.9	3.23%
Operating Expenses	11.8	11.9	0	-0.25%	11.6	0.2	1.52%
Depreciation Cost	10.3	10.3	0	0.00%	10.2	0.1	1.41%
Others	1.5	1.5	0	-1.96%	1.5	0	2.26%
Operating Income	17.0	17.0	0	0.18%	16.3	0.7	4.46%
Non-operating Income	0.3	0.2	0.1	79.81%	0.1	0.2	223.69%
Non-operating expenses	8.5	7.5	1.0	13.51%	7.2	1.3	17.81%
Net Income	8.8	9.6	-0.9	-8.99%	9.1	-0.4	-4.12%
Divisible Profit	19.1	20.0	-0.9	-4.34%	19.3	-0.2	-1.20%



[Appendix] Portfolio List



	6 LOTTE Department Stores						1 LOTTE Logistics
	Gangnam	Changwon	Guri	Jungdong	Gwangju	Ansan	Gimpo
Property							
Location	Gangnam-gu, Seoul	Changwon-si, Gyeonsangbuk-do	Guri-si, Gyeonggi-do	Bucheon-si, Gyeonggi-do	Dong-gu, Gwangju	Ansan-si, Gyeonggi-do	Gimpo-si, Gyeonggi-do
GFA	67,462m ²	140,977m ²	79,271m ²	93,419m ²	93,019m ²	54,887m ²	30,870m ²
Completion Year	Apr '86 (Main) Jun '00 (Annex) Dec '91 (CultureHall#1) Dec '16 (CultureHall#2)	Feb '02 (Main) Jun '00 (YoungPlaza)	Mar '98	Oct '96	Sep '98	Oct '92 (Main) Nov '18 (New)	Dec '15

	1 LOTTE Premium Outlet	2 LOTTE Outlets & Hypermarkets		5 LOTTE Hypermarkets				
	Icheon	Yulha	(Seo)Cheongju	Uiwang	Gyeyang	Chuncheon	Jangyu	Gyeonggi Yangpyeong
Property								
Location	Icheon-si, Gyeonggi-do	Dong-gu, Daegu	Cheongju, Chungcheongbuk-do	Uiwang, Gyeonggi-do	Gyeyang-gu, Incheon	Chuncheon-si, Gangwon-do	Icheon-si, Gyeonggi-do	Yangpyeong-gun, Gyeonggi-do
GFA	184,308m ²	100,773m ²	81,561m ²	36,879m ²	58,119m ²	40,570m ²	184,308m ²	9,977.31m ²
Completion Year	Oct '15	Dec '10	Feb '14	Jul '02	Jul '98	Aug '11	Oct '15	Jan '18



LOTTE REIT

Thank you